



Mede/Analytics®

Aruba 21.1 release training: Platform

4/14/21

A few notes before we begin

- ▶Your line was muted when you joined the event, if you would like to communicate with fellow attendees or presenters, please use the chat function throughout the session.
- ▶If you have questions or comments during the event, please submit them in the Q&A chat box at the bottom of your screen. (Don't forget to select "All Panelists.")
- ▶This event is being recorded. The recording will be sent to all attendees in the coming days.

Release Schedule:

Release	Date
Aruba 21.1	April 30, 2021
Bora Bora 21.2	July 30, 2021
Cocoa Beach 21.3	October 29, 2021
Del Mar 21.4	January 28, 2022

Meet today's Presenter

- ▶ Kevin Rotert
 - ▶ Product Manager, MedeAnalytics



The background of the slide is a dark, high-tech collage of various financial data visualizations. It includes multiple bar charts, line graphs, and circular gauges with percentage indicators (e.g., 75%, 15%, 5%, 10%, 15%, 75%, 5%, 10%, 15%, 75%). Some charts have numerical values like 728, 168, 261, 457, 628, 122, 767, 604, 579, 577, 728, 224, 235, 728, 168, 261, 457, 628, 122, 767, 604, 579, 577, 728, 224, 235. A large, semi-transparent teal shape covers the right side of the slide, and a white circle highlights the MedeAnalytics logo on the left.

 MedeAnalytics®

EPM

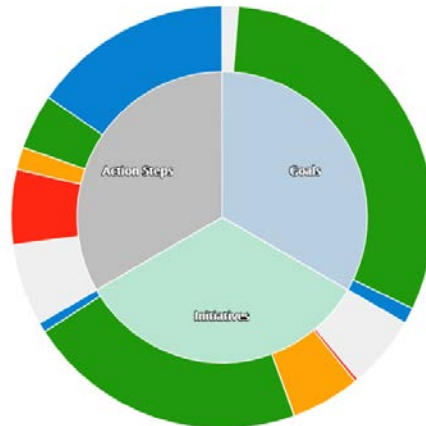
New Plan Dashboard

- We have completely revamped our Plan Dashboard page. This includes updating legacy chart types to the latest version, enhancing client-configuration options, and adding the following new chart types: Gauge Chart, Donut Chart, Heatmap, Multiple Bar Chart

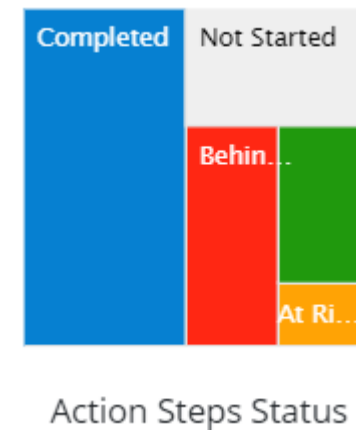
Gauge Chart



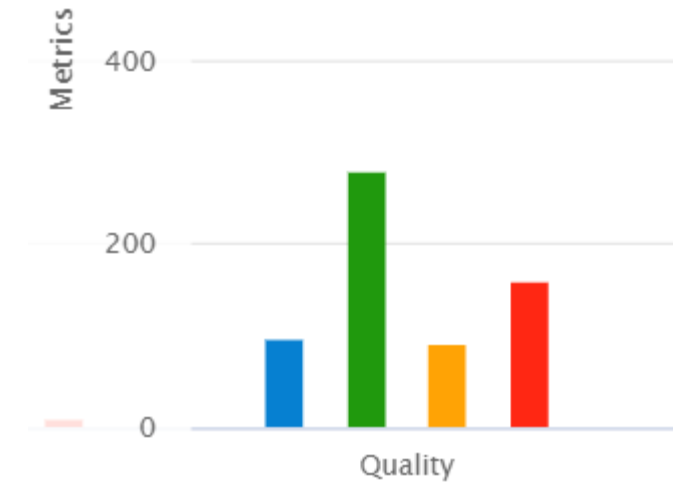
Donut Chart



Heatmap

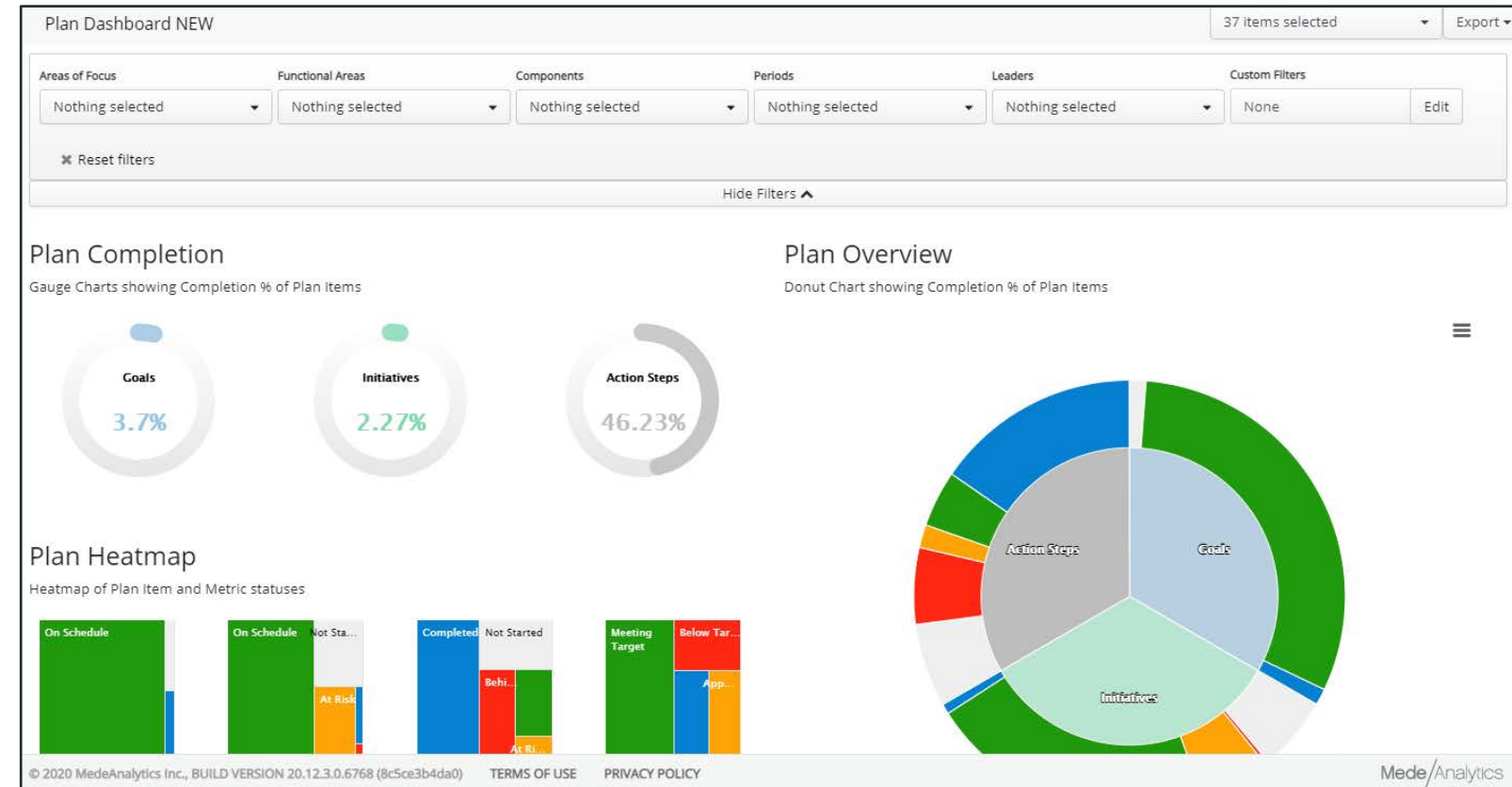


Multiple Bar Chart



New Plan Dashboard

- ▶ The Plan Dashboard is geared toward providing **senior leaders** with a high-level view of plan and metric performance across their organization with the ability to quickly jump to the detail.
- ▶ These enhancements and new chart types provide users with more visualization options specifically designed for EPM content and the ability to tailor the view to your needs



Playbook Enhancements: Dependencies

- ▶ New option for dependencies between action steps within the Playbook creation process. When a dependency is selected, the Start and Target dates of the dependent action step are automatically sequenced from the prior action step
 - ▶ This automatic sequencing saves time over the legacy process of manually editing these dates after a playbook is added to a plan
- ▶ The ability to sort playbooks within the Playbook Library setup
 - ▶ You will now be able to sort playbooks by name, Area of Focus, Created By, Create Date. This is particularly valuable for organizations using a substantial number of playbooks

The screenshot displays the 'Playbook Library Setup' interface. In the foreground, a 'Modify Action Step' dialog box is open. The 'Action Step' field contains 'Identify Roles and Responsibilities'. The 'Achievement Indicator' field is empty. The 'Dependency' field is highlighted with a red box and shows a dropdown menu with 'Complete Readiness Assessment form' selected. The 'Duration' field is empty with a spinner icon. The 'Documents' section has 'Upload', 'Remove', and a download icon. Below this is a table with columns 'Document' and 'Uploaded By'. A message 'No results to display for selected parameters' is shown. At the bottom are 'Save & Add New', 'Save', and 'Cancel' buttons. In the background, the 'Playbook Library Setup' table is visible, showing a list of playbooks: 'ED Growth Initiatives', 'Assessment Playbook', and 'Lean Resource Office Playbook'. Below this is another table with columns 'Add', 'Edit', and 'Delete', listing various tasks like 'Complete Quick Look', 'Complete Data Works', 'Complete Process Owner Checklist', 'Send Process Owner Invitations to Team Members', 'Complete Readiness Assessment form', and 'Identify Roles and Responsibilities'.

Custom Filters

- ▶ Custom Filters, a feature available within Plan Reports and Plan Explore, has been revamped to more clearly display functionality and 'AND/OR' filter groupings
- ▶ The updates provide a significantly more intuitive and user-friendly workflow for users over the prior version

Custom Filters

Connect multiple conditions with an "AND" to return results that meet all of the specified conditions. Separate conditions with an "OR" to return results that meet at least one of the specified conditions.

Field	Comparison	Value	
Initiative Target Date	Less Than Or Eq	3/31/2021	
AND Initiative Text	Contains	Pharmacy	

+ OR

Clear all

Add

Cancel

Platform Integration Enhancements

- ▶ **Initiative Indicator:** Added additional user-specific configurability for when the initiative indicator (blue triangle) appears on a report or dashboard:
 - ▶ Show All Initiatives
 - ▶ Show only where I am the Leader
 - ▶ Show only where I was the creator
- ▶ You may now hide initiative indicators which you are not directly involved from your view providing a cleaner experience when navigating reports and dashboards where many initiatives are present

Leadership Dashboard

Attending Physician: **All** Complaint: **All** Triage Acuity: **All** Facility: **All** Out

Visits ▼

Metrics	Last Week	Current YTD
Total ED Visits #	781	27,053
Visits Per Day	112	99
Acuity (pct 1 or 2)	41.9%	40.3%
Unscheduled Returns within 72 hours (#)	27	736

☐ Automatically lock filters for new widgets

Post Date Email Notifications ☐ Email me when new data is posted in the system

Mede/Elevate Show Initiative Indicators:
☐ All
☐ Where I'm an Initiative leader
☐ Where I linked the value to EPM

Performance Management Default View:

Default Organization:

Default Time Zone:

Default Language:

☐ Email me when Performance Management updates are available



Mede/Analytics®

Questions?

Submit your questions via the Q&A function and select "all panelists"

Additional Resources

- ▶ MedeLearning
 - ▶ MedeLearning is the MedeAnalytics Learning Management System, powered by SAP Litmos. You'll find MedeAnalytics platform and product training, webinars and other elearning topics there.
 - ▶ Log in at <https://medelearning.litmos.com>
- ▶ Online Help
 - ▶ MedeAnalytics Online Help is built in to the MedeAnalytics Platform. The online help is accessed from the question mark icon in the top right of MedeAnalytics products.
- ▶ Release Notes



Mede/Analytics®

Thank you



MedeAnalytics.com



469.476.5423



/medeanalytics



/medeanalytics



/company/medeanalytics-inc



@MedeAnalytics