



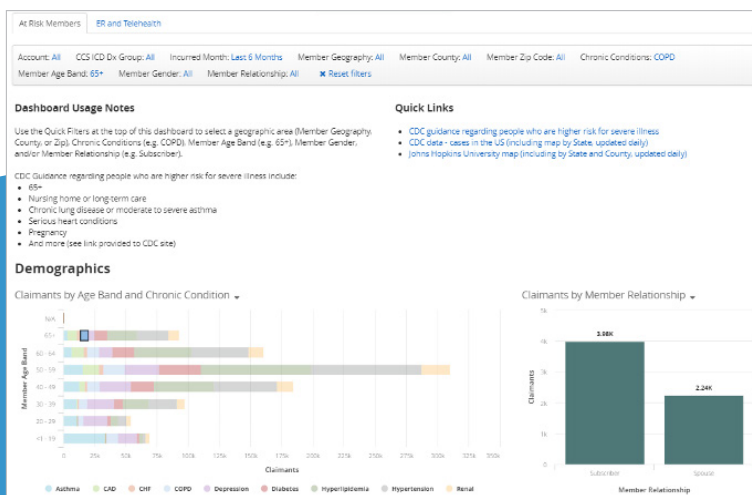
data sheet

Analytics dashboards deliver COVID-19 insights to payers

The coronavirus pandemic is causing substantial and unprecedented impacts on healthcare payers. As the pandemic continues, payers must find new ways to assess the spread and risks within their member populations while they manage the claims and billing processes for COVID-related treatments.

Now more than ever, data-driven insights are critical to identifying and tracking at-risk member populations as well as understanding medical service costs and utilization trends. Without the help of a sophisticated healthcare analytics solution, it may take months to recognize the pandemic's full impact on the payer's finances and operations.

Our COVID-19 dashboards within the Payer Operations and Value Based Performance solutions are already providing our clients with a comprehensive view of member service utilization throughout the pandemic. Additionally, payers are able to assess the impact of COVID-19 on both members and employers. Intuitive and interactive data views allow for easy access to focused analysis needed to build strong provider networks, reduce costs and utilization as well as ensure quality care for members.



COVID-19 At-Risk Members dashboard

who.

Payer organizations in need of timely insights to protect members and understand cost and usage variations.

what.

MedeAnalytics' COVID-19 dashboards provide data insights about member populations and strains on resources.

how.

Coronavirus-related claims and member population data aggregated and accessible via singular views and standard reporting.

why.

Understanding and acting on data associated with the coronavirus can help payers model current and future resource use by members.

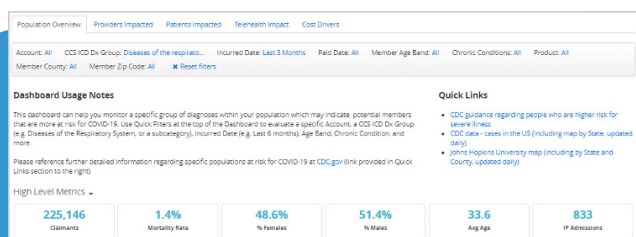
With MedeAnalytics COVID-19 dashboards, you can:

- ▶ Uncover immediate insights around how COVID-19 is impacting your member population
- ▶ Track members that are high-risk and may need early interventions
- ▶ Reveal utilization trends around medical services
- ▶ Compare new claims against historical data relative to similar diagnoses, including average length of stay, office visits and more

Payers can leverage the COVID-19 dashboards to:

Payer Operations

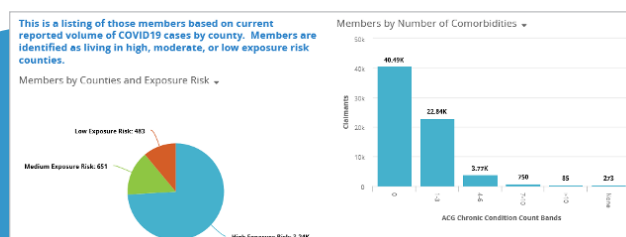
- ▶ Focus on high-risk members with known conditions to implement care strategies
- ▶ Track emergency department and telehealth utilization trends due to the COVID-19 pandemic
- ▶ Compare new claims against historical data relative to similar diagnoses, including average length of stay, office visits and more
- ▶ Monitor cost and usage variations by provider specialty and servicing provider; plus view affected members



Population Overview dashboard

Value Based Performance Management

- ▶ Track members with high-risk factors by risk type, such as age, comorbidities and chronic conditions
- ▶ View members that are in high-risk exposure counties with high volumes of the virus
- ▶ Assess costs and volume potential of medications for high-risk patients (anti-malaria drugs etc.)
- ▶ Monitor trends among members with a high propensity of depression and anxiety to ensure they receive the right services



Members with COVID-19 Risk dashboard



Telehealth Impacted dashboard

Payer Solutions

Payer Operations

- ▶ Healthcare Economics
- ▶ Employer Reporting
- ▶ Provider Analytics

Value Based Performance Management

- ▶ Population Health
- ▶ Quality Management

Enterprise Performance Management

- ▶ Action Planning
- ▶ Progress Tracking

MedeAnalytics

For more information about MedeAnalytics COVID-19 Dashboards, visit our solutions page.

call us. 469.916.3300 | visit us. www.medeanalytics.com

© 2021, MedeAnalytics. All rights reserved. | DS421_PAY