

## About the Fund

# Key Takeaways

- 01.** The non-agency residential MBS ("NARMBS") index has significantly outperformed the traditional fixed income indexes due to persistent demand, strong housing market fundamentals and increasing borrower credit performance.
- 02.** The Rational Special Situations Income Fund (RFXIX), which was launched in 2009 after recognizing the opportunity in the asset class, has generated a 463.98% cumulative return since 2/1/2009 as of 12/31/2023, significantly outperforming its fixed income benchmarks.
- 03.** RFXIX has generated these returns by providing exposure to an outperforming asset class in addition to identifying special situations within the asset class that provide optionality for significant upside while maintaining limited downside, such as structural inefficiency strategies and litigation strategies.
- 04.** The combination of a very large asset class with years of potential and a management team with significant expertise provides the potential for strong returns for many years to come.

# RATIONAL SPECIAL SITUATIONS INCOME FUND



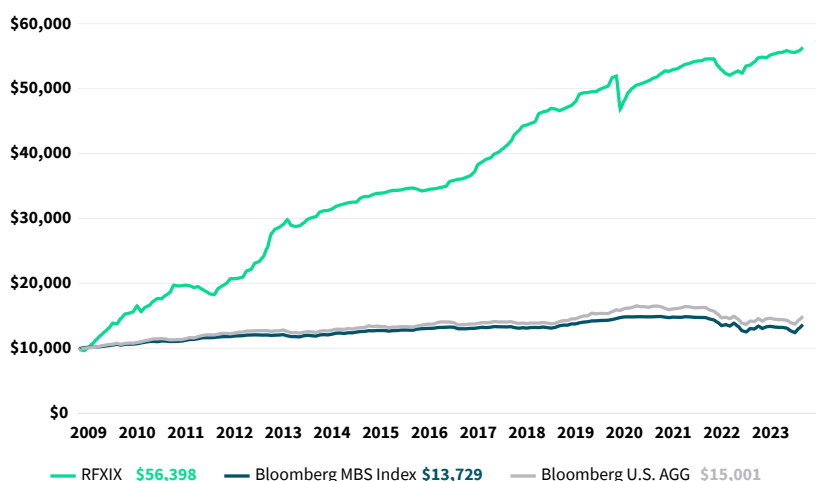
2020 Investors Choice Award  
Event Driven Fund - Long Term Performance  
2020 Top Performers Award  
Event Driven Fund - Long Term Performance

## Executive Summary

After recognizing the compelling opportunity that existed in non-agency residential mortgage-backed securities ("NARMBS"), Dr. Eric S. Meyer founded ESM Management LLC in January 2009 and launched the Rational Special Situations Income Fund (RFXIX), which seeks total return consisting of capital appreciation and income, on February 1, 2009\*. The launch of the Fund followed 11 years with Susquehanna International Group, where Dr. Meyer was involved with

various fixed income strategies, including focusing on trading and investing in NARMBS since 2005. Since launching in 2009, RFXIX has delivered investors a meaningful yield while also generating returns that significantly outperformed both the Bloomberg US Aggregate Bond TR Index and the Bloomberg US MBS TR Index, with a 12.30% annualized return as of December 31, 2023.

### Growth of \$10,000 Investment: Ending December 31, 2023



The long-term outperformance has resulted from the combination of an asset class with compelling long-term opportunities and a distinct and repeatable investment process from a seasoned investment team. We believe that RFXIX presents a compelling opportunity in the current environment, defined by historically low interest rates and yields that are too low for many investors to meet their long-term income needs. We believe this will be the case for many years to come.

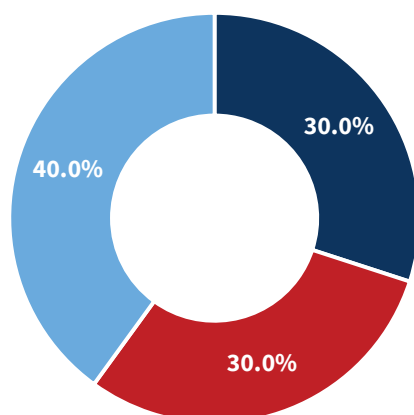
\*Prior to July 17, 2019, RFXIX operated as ESM Fund I, L.P. (the "Predecessor Fund"). See back cover for more information and risk considerations.

# How Did RFXIX Achieve its Strong Performance?

The legacy non-agency RMBS asset class has performed well due to the factors described previously, and we believe this may continue for many years to come. Just investing in this asset class would have delivered investors strong risk-adjusted returns.

Furthermore, because many of the securities were originated prior to 2008 (an environment when some terms were literally copied and pasted without much careful review), there are number of opportunities that exist for excess return.

## Targeted Allocations



## Structural Inefficiency & Incremental Yield Strategies

The portfolio managers find products in which the inner workings are extremely complex, often introducing optionality that is either not considered or not properly priced by the market.

## Litigation Strategies

The managers identify products in which either the cash flows are not being directed properly by the trustee or the managers believe there are significant errors of this type that are likely to occur.

## Core Income Holdings

This includes holdings that provide a baseline yield. The managers believe that non-agency bonds provide a yield that is in excess of the yields from more traditional fixed income products with similar credit profiles.

	1 Year	3 Years	5 Years	10 Years	Inception*
<b>Class I</b>	4.08	2.81	3.85	6.39	12.30
<b>Bloomberg US Agg TR Index</b>	5.53	-3.31	1.10	1.81	2.76
<b>Bloomberg MBS TR Index</b>	5.05	-2.86	0.25	1.38	2.15
<b>Class A</b>	3.88	2.56	3.59	6.12	12.03
<b>Class C</b>	3.06	1.80	2.82	5.33	11.19
<b>Class A w/ Sales Charge</b>	-1.08	0.91	2.59	5.61	11.66

**PERFORMANCE (%): ENDING DECEMBER 31, 2023**

	RFXIX	BLOOMBERG US AGG TR	BLOOMBERG MBS TR
<b>Cumulative Return</b>	463.98%	50.01%	37.29%
<b>Annualized Return</b>	12.30%	2.76%	2.15%
<b>Standard Deviation</b>	6.96%	4.24%	3.99%
<b>Sharpe Ratio</b>	1.69	0.53	0.41
<b>Alpha (vs. Agg)</b>	11.31%	-	-0.31%
<b>Beta (vs. Agg)</b>	0.22	-	0.87
<b>Correlation (vs. Agg)</b>	0.13	-	0.93
<b>% of Positive Months</b>	83.8%	60.3%	63.1%
<b>Maximum Drawdown</b>	-9.76%	-17.18%	-16.53%

**PERFORMANCE & RISK STATISTICS:  
2/01/2009 - 12/31/2023**

Maximum sales charge for Class A is 4.75%. Maximum Deferred Sales Charge of 1.00% on Class C Shares applies to shares sold within 12 months of purchase. Total annual fund operating expenses are 1.80%, 2.06%, and 2.77% for Class I, A, and C shares respectively.

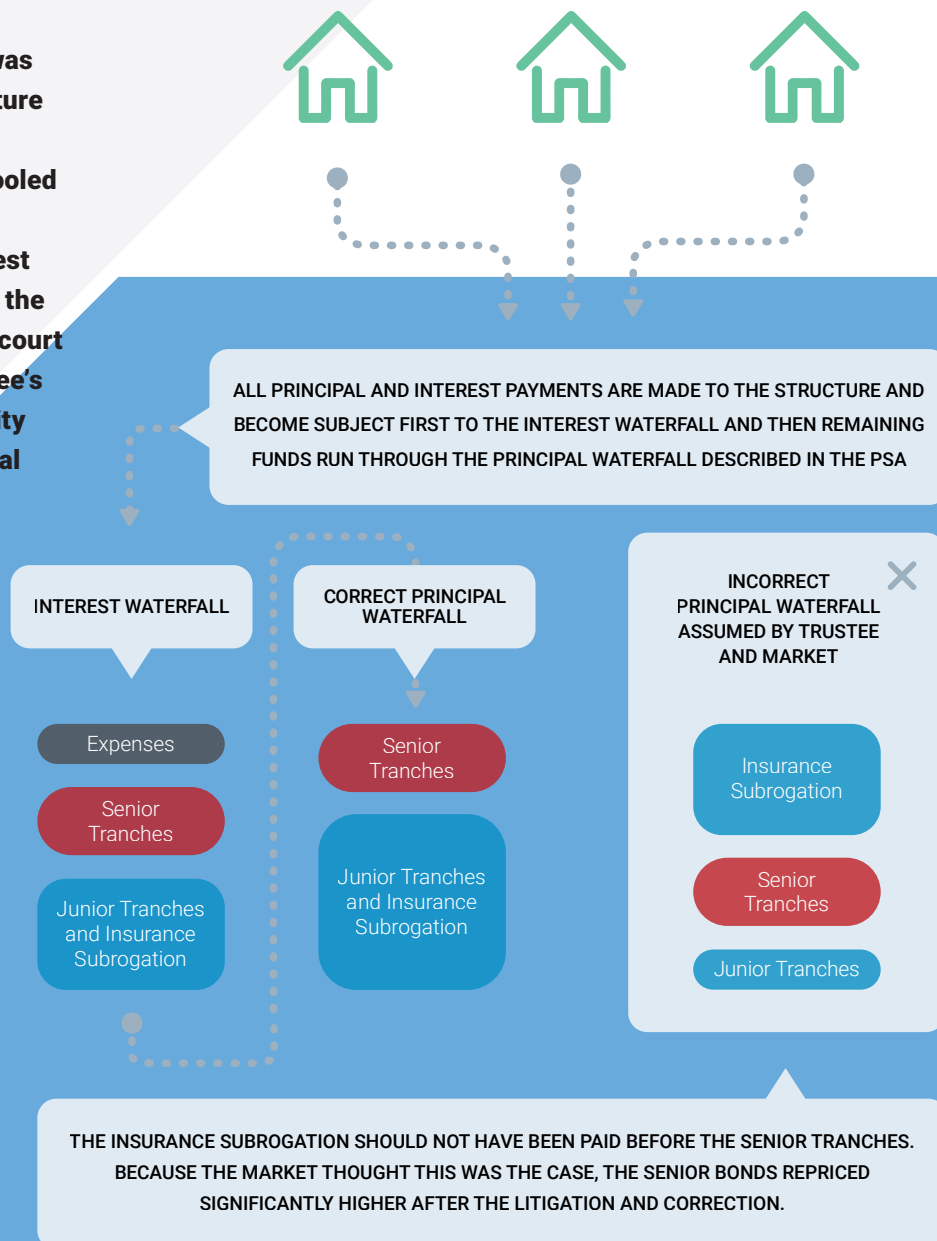
\*Inception: 02/01/2009. The performance shown prior to July 17, 2019 is that of the Predecessor Fund, which reflects all of the Predecessor Fund's actual fees and expenses adjusted to include any fees of each share class.

The performance data quoted here represents past performance. Current performance may be lower or higher than the performance data quoted above. Investment return and principal value will fluctuate, so that shares, when redeemed, may be worth more or less than their original cost. Past performance is no guarantee of future results. Results shown reflect the waiver, without which the results could have been lower. A fund's performance, especially for very short periods of time, should not be the sole factor in making your investment decisions. To obtain the most recent month end performance information or the fund's prospectus please call 800-253-0412 or visit [www.RationalMF.com](http://www.RationalMF.com).

# Litigation Strategy Trade Example that Exists in Legacy Non-Agency RMBS Asset Class

The non-agency residential MBS asset class requires expertise in the following areas: a) the fundamentals of the bonds, b) the legal structure of the bonds with a high level of proficiency in law, and c) the mathematical ability to model complex structures. Because so few managers possess all of these skillsets, there are a number of special situations opportunities in the asset class. ESM's distinct position of being experts in all of these areas has contributed to their long-term success in the space by identifying investments with favorable optionality (i.e., downside typically limited to asset class performance and the potential for significant upside).

**This particular structure was an "available funds" structure whereby all principal and interest payments were pooled together. The trustee then paid out through the interest waterfall first, followed by the principal waterfall. ESM's court filing challenged the trustee's determination of the priority of payments in the principal waterfall.**





## Dr. Eric S. Meyer

### Co-Portfolio Manager

— Dr. Meyer has been working in finance since 1995 and he founded ESM Management LLC in January 2009. From 1997 through 2008, Dr. Meyer worked at Susquehanna International Group. His primary responsibilities included building and managing the Emerging Markets bond trading group, building and managing a fixed income arbitrage group, creating and managing tax-advantaged trading strategies, and since 2005 trading and investing in mortgage backed securities. From 1995-1997, he was a quantitative researcher in the fixed income relative value arbitrage group at D. E. Shaw & Co., a hedge fund based in New York. Before entering the financial field, Dr. Meyer was a physicist at the National Institute of Standards and Technology in Gaithersburg, MD. He received both his A.B. degree and Ph.D. degree in Physics from Harvard University.



## William R. Van de Water

### Co-Portfolio Manager

— William has been working in finance since 2005. Mr. Van de Water joined ESM as a RMBS analyst and trader in June 2009 and became a managing director in December 2009. In 2014, Mr. Van de Water became a co-portfolio manager at ESM Management. From 2005 through March 2009, Mr. Van de Water worked in the Boston office of Susquehanna International Group. His primary responsibility was to analyze and trade mortgage backed securities. Mr. Van de Water earned joint B.S. degrees in physics, business, economics, and management from the California Institute of Technology in 2005.

## Risk Considerations

### Past Performance is not a guarantee of future results.

**Investors should carefully consider the investment objectives, risks, charges and expenses of the Rational Funds. This and other important information about the Fund is contained in the prospectus, which can be obtained by calling (800) 253-0412 or at [www.RationalMF.com](http://www.RationalMF.com). The prospectus should be read carefully before investing. The Rational Funds are distributed by Northern Lights Distributors, LLC member FINRA/SIPC. Rational Advisors, Inc. is not affiliated with Northern Lights Distributors, LLC.**

*Investing in the Fund carries certain risks. The value of the Fund may decrease in response to the activities and financial prospects of an individual security in the Fund's portfolio. The value of the Fund may decrease in response to the activities and financial prospects of an individual security in the Fund's portfolio. The Fund is a new mutual fund and has a limited history of operations for investors to evaluate. Investors in the Fund bear the risk that the Fund may not be successful in implementing its investment strategies. The Fund may invest a greater percentage of its assets in a particular issue and may own fewer securities than other mutual funds; the Fund is subject to concentration risk. When the Fund invests in asset-backed securities and mortgage-backed securities, the Fund is subject to the risk that, if the underlying borrowers fail to pay interest or repay principal, the assets backing these securities may not be sufficient to support payments on the securities. Interest rate risk is the risk that bond prices overall, including the prices of securities held by the Fund, will decline over short or even long periods of time due to rising interest rates. Bonds with longer maturities tend to be more sensitive to interest rates than bonds with shorter maturities. Lower-quality bonds, known as "high yield" or "junk" bonds, present greater risk than bonds of higher quality, including an increased risk of default. Credit risk is the risk that the issuer of a security will not be able to make principal and interest payments when due. These factors may affect the value of your investment.*

The Fund commenced operations by acquiring all of the assets and liabilities of ESM Fund I, L.P. (the "Predecessor Fund") in a tax-free reorganization on July 17, 2019 (the "Reorganization"). In connection with the Reorganization, investors in the Predecessor Fund received Institutional Shares of the Fund. The Fund's investment objectives, policies, guidelines and restrictions are, in all material respects, equivalent to those of the Predecessor Fund. However, the Predecessor Fund was not registered under the 1940 Act and, therefore, was not subject to certain investment restrictions, limitations and diversification requirements that are imposed by the 1940 Act or Subchapter M of the Internal Revenue Code, which, if they had been applicable, might have adversely affected the Predecessor Fund's performance. The Fund's Sub-Advisor was the investment adviser to the Predecessor Fund. The Fund's fees and expenses are expected to be higher than those of the Predecessor Fund, so if the Fund's expenses were applied to the Predecessor Fund's performance, the performance would have been lower.

### Awards Methodology

All funds reporting to Allocator.com are considered for the awards.

There are two types of awards:

1. The Top Performer Awards — these are granted to the select few funds, which have outperformed their wider peer group in each category. Winners are determined purely based on quantitative risk adjusted returns. In 2020, the time period under consideration was extended by Investors Choice to evaluate how managers navigated both 2019 and the Covid-19 related market turbulence in early 2020. The 2020 Top Performer award winners were chosen based on absolute returns from January 1, 2019 to April 30, 2020. The Long-Term categories consider returns from January 2017 to April 2020.
2. The Investors Choice' Awards —For each category, the fund, which receives the highest qualitative scoring by the judges receives the prestigious award. Institutional investors from around the world score the Top Performers on a range of qualitative criteria including investment processes, risk framework, transparency, team, and ability to generate alpha. The judges review manager profiles on the Allocator.com portal and independently assign a score from 1 to 10 in each of the qualitative assessment areas for each fund.

**Bloomberg US Aggregate Bond TR Index:** A market capitalization-weighted index that is designed to measure the performance of the U.S. investment grade bond market with maturities of more than one year.

**Bloomberg US MBS TR Index:** Tracks agency mortgage pass-through securities.

**Effective Duration:** Provides a measure of a fund's interest rate sensitivity; the higher the value of a fund's duration, the more sensitive the fund is to shifts in interest rates.

**S&P 500 TR Index:** Represents the U.S. large-cap stock market.