

ICD | Investment Reporting

PRODUCT SHEET

Your Entire Portfolio Analyzed

Over the past 20 years, ICD has delivered on solving the institutional short-term investment needs of treasury professionals. ICD Portal provides investors access to a broad selection of short-term investment products, trade execution tools and reports. In partnership with clients, we are expanding our product suite, developing the ICD Investment Reporting solution.

ICD Investment Reporting allows treasury practitioners to analyze their entire investment portfolio which could include bank balances, deposits, direct investments, money market funds, bond funds and separately managed accounts. ICD Investment Reporting provides analytics around portfolio concentration, available headroom and post trade compliance.

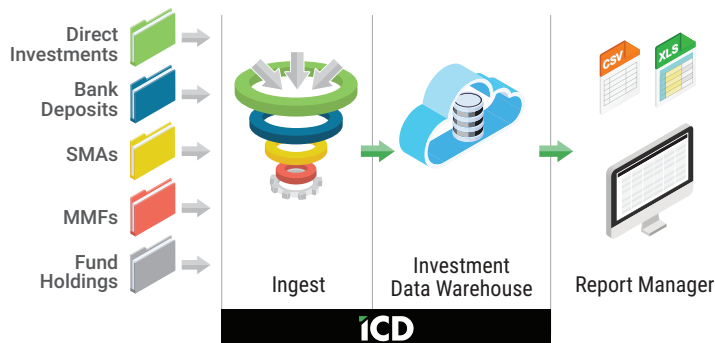
Treasury organizations struggle to aggregate and analyze investment information across their entire portfolio. Treasury and finance teams are often left to manually aggregate and normalize disparate

statements across multiple formats. This manual process leads to counterparty and ratings risk, investment policy violation, lost time, human error, and delayed, outdated reporting.

Investment reporting should be a simple, automated process that gives treasury and finance practitioners a consistent and holistic view, easily updated as portfolio dynamics change.

SaaS Data Aggregation and Normalization

ICD Investment Reporting is an AI-driven, cloud-based solution that automatically ingests and extracts key investment data. Investment security details and underlying holdings are normalized into a consistent format in the investment data warehouse, allowing organizations to report on different parameters for timely and informed decision-making.



Account	Identifier	Security	Currency	Exposure	% of Total
ICD-001	ICD-001	ICD-001	USD	10,000,000	10.00%
ICD-002	ICD-002	ICD-002	USD	20,000,000	20.00%
ICD-003	ICD-003	ICD-003	USD	30,000,000	30.00%
ICD-004	ICD-004	ICD-004	USD	40,000,000	40.00%
ICD-005	ICD-005	ICD-005	USD	50,000,000	50.00%
ICD-006	ICD-006	ICD-006	USD	60,000,000	60.00%
ICD-007	ICD-007	ICD-007	USD	70,000,000	70.00%
ICD-008	ICD-008	ICD-008	USD	80,000,000	80.00%
ICD-009	ICD-009	ICD-009	USD	90,000,000	90.00%
ICD-010	ICD-010	ICD-010	USD	100,000,000	100.00%

Portfolio Analytics Reporting

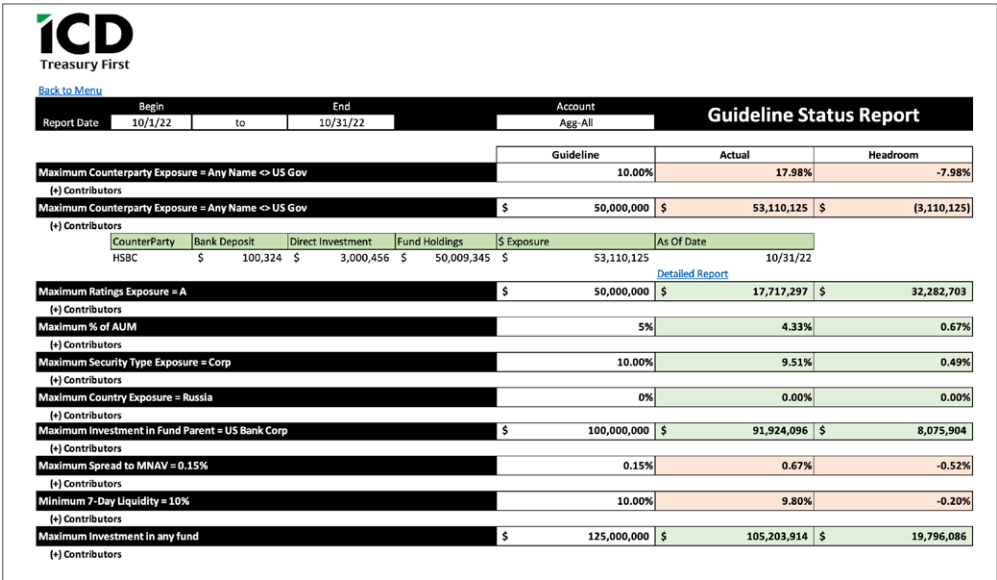
Portfolio Analytics allows treasury teams to visualize and analyze exposure and compliance limits on-screen and externally in multiple formats, including Excel and CSV.

Comprehensive Position Reporting

Position Reporting provides a single view of a treasury team's bank relationship exposures, self-directed or SMA direct investments, and their fund positions. The platform adds to this data set the underlying holdings that create indirect exposures and links these investments to their associated counterparty data.

Compliance Limit Analysis

Investment Guideline Compliance: Overlaying a company's investment policy limits allows clients to see the investment policy status and any contributors to the rule.

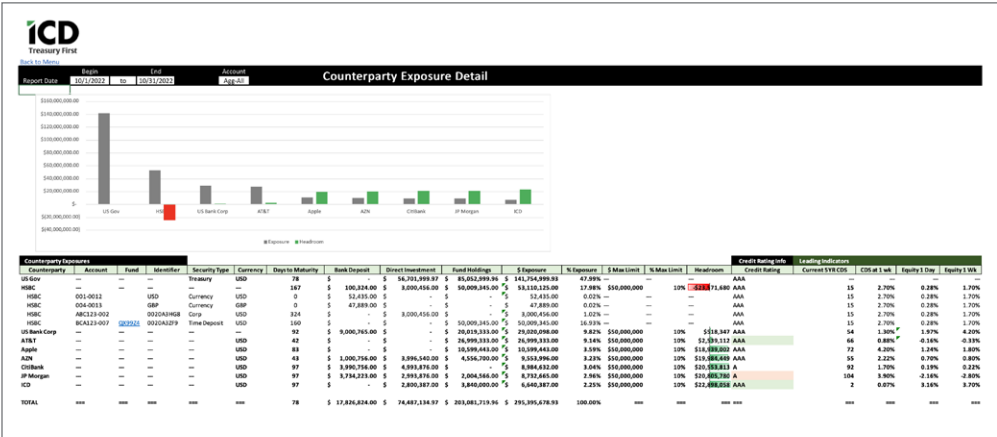


Exposure Reporting

Regardless of whether the exposures are part of the investment policy, the solution allows clients to monitor their portfolio risk in multiple dimensions including relevant limits and headroom calculations.

Counterparty Exposure:

Exposure Summary grouped by counterparty to the investment



Ratings Distribution:

Exposure Summary grouped by rating, sourced from S&P

Maturity Distribution:

Exposure Summary grouped by Maturity Band

Security Type Exposure:

Exposure Summary grouped by Security Type

Geographic Exposure:

Exposure Summary grouped by Country of the counterparty

Fund Exposure:

Fund holdings breakdown and fund level details

