

# Holi Toolkit



**Hindu American Foundation**

Promoting dignity, mutual respect, and pluralism.  
[hinduamerican.org](http://hinduamerican.org)



# What's Inside

The Hindu American Foundation is proud to present our Holi Toolkit, a guide to familiarizing you and your students with Holi. In this toolkit, you will find materials to teach about the “Festival of Colors” in your classrooms and activities to do at home. This toolkit is constructed as a way to learn more about this Hindu festival in an interactive and enjoyable way, and can be used by educators and parents alike!

## Holi Fact Sheet

The basics of Holi in an easy and comprehensive manner which can be used as a starting point in learning about Holi

## The Stories of Holi

A reading primer that narrates three of the most popular stories as to why Hindus celebrate Holi

## Celebrating Holi!

An English Language Arts (ELA) lesson which teachers can integrate into their 4th – 6th grade classrooms

## Holi Haiku

An intercultural activity that encourages creativity through a traditional form of Japanese poetry

## Roy G. Biv Initialism Activity

An activity that explains the significance and symbolism of color in Hindu culture and rituals

## Holi Crossword Puzzle

A fun way to test your knowledge

We look forward to hearing how your Holi celebrations, encourage you to incorporate your own ideas, and share them with us for future toolkits!

Share your Holi celebrations with us using the hashtag **#HAFHoli!**

# What's Inside and How to Use the Holi Toolkit

There are many ways to celebrate Holi and we have developed this toolkit with different communities in mind. We hope you enjoy the activities and lessons about Holi in the years to come!

## What's Inside

### › Holi Fact Sheet

The basics of Holi presented in an easy and comprehensive manner which can be used as a starting point in learning all about the Festival of Colors

### › The Stories of Holi

A reading primer that narrates three of the most popular stories as to why Hindus celebrate Holi

### › Celebrating Holi!

An English Language Arts lesson which teachers can integrate into their 4th – 6th grade classrooms

### › Holi Haiku

An intercultural activity that encourages creativity through a traditional form of Japanese poetry

### › Roy G. Biv Activity

An activity that explains the significance and symbolism of color in Hindu culture and rituals

### › Holi Crossword Puzzle

A fun way to test your knowledge



› The Holi Haiku is a writing activity that encourages children to tap into their creative side as they create syllabic poems to summarize what they have learned.

› The Holi Crossword is not just for kids, but a challenging and entertaining way for you to test your knowledge too.

› The Roy G. Biv activity explains the significance of color in Hinduism as well as teaches the basics about hue and pigment.

## Celebrating Holi at Home

While local temples and community centers may have Holi celebrations that you can bring your family to, there are several activities included in the toolkit that can make teaching about Holi at home fun with children of all different ages.

› We recommend starting with the Holi Fact Sheet so that you can explain the essential principles of the holiday.

› The Reading Primer explains the three most commonly heard stories about the origins of Holi—this is great to read alongside your child as they learn why Holi has such a special meaning for Hindus.

# What's Inside and How to Use the Holi Toolkit

## Celebrate Holi by Embracing Spring!

Holi is also recognized for being a festival that celebrates the arrival of spring. Some ways you can celebrate outside include:

- › Arrange for a field trip to a neighborhood park and volunteer to garden and clean up while making a difference!
- › Take the kids outside and teach them how to draw *rangoli* designs on the ground. You can use the *rangoli* pages from the Holi Toolkit as inspiration. Materials needed: colored chalk.
- › Kids can go outside and throw *gula* and/or water balloons at one another. Materials needed: *gula*, water balloons. Optional: plain white T-shirts for each child. You can make your own natural, eco-friendly *gula* water by following [these instructions from Gnaana](#).

- › Indoor version: Sometimes going outside isn't an option. In that case, keep the fun inside by providing kids with colored confetti, flower petals, and/or silly string to throw at one another.

## Celebrating Holi in the Classroom

The Holi Toolkit has several classroom lessons that you can immediately use in your 4-6th grade classroom.

- › To accompany the Holi Fact Sheet, we have also created a Holi PowerPoint Presentation that makes teaching about Holi accessible and comprehensible.
- › The [Color Vowel Chart](#) lesson is an English Language Arts (ELA) lesson that teaches about Holi while helping students with pronunciation of both English and Hindi words.

- › If you are looking for a lesson to help explain the basics of color, the Roy G. Biv activity teaches students about the dimensions of color as well as the significance of color in Hinduism.
- › The Holi Haiku and the Holi Crossword are also great supplements to lessons about Holi and can seamlessly be integrated into your classroom.

## Celebrating Holi in the Community

- › You can combine Passover and Holi into a fun interfaith celebration as both holidays signify the arrival of spring and starting anew.
- › There are several Holi inspired activities such as The Color Run, which incorporates Holi like elements into a 5K race.



# Holi Fact Sheet

Holi is a Hindu festival celebrating the start of spring, which is the season of hope and new beginnings. Often referred to as the “Festival of Colors,” Holi is celebrated around the world and is recognized as a national holiday in India. The first noted celebrations date back to the fourth century C.E. in ancient India.<sup>1</sup>



## Where is Holi celebrated?

Many Hindu temples and South Asian cultural centers hold Holi celebrations for their members, and festivities are often outside due to the use of colorful powders and water. However, many Hindu temples will also hold

afternoon celebration. The first evening is known as Chhoti Holi (small Holi) and usually involves a symbolic bonfire as people gather around to sing and dance in hopes of overcoming negativity by getting rid of bad thoughts and deeds from the previous year. On the next day, people of all ages wear white to throw colored powder (*gulal*) or colored water (*pani*) at one another. In the evening, everyone gets together with their family and friends to enjoy festive foods, sweets, and companionship. Hindu temples are decorated with bright colors and the Deities are decorated

with glittering jewels and clothing. With a theme of harmony and new beginnings, Holi encourages people to forgive and forget - to pay off old debts, renew broken relationships, and make new friends.

## When is Holi?

The timing of Holi, like other Hindu festivals, is synchronized with the moon, which means that the actual dates vary from year to year. Holi typically falls on the full moon day (Purnima) between the end of February and the middle of March (month of Phalgun), according to the Hindu lunar calendar.

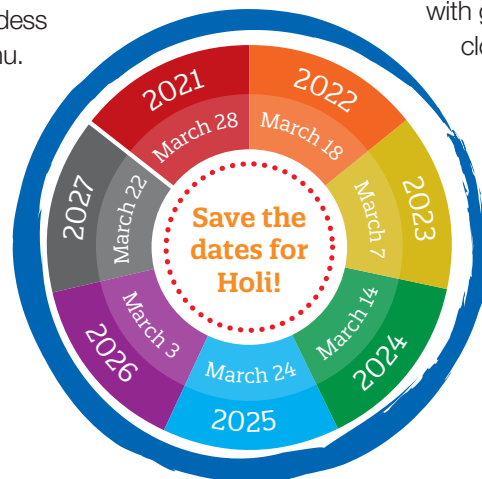
## Who celebrates Holi?

Holi is a Hindu celebration, which originated in ancient India. However, today people of all nationalities, backgrounds and religions celebrate Holi all over the world.

religious services inside the temple to honor the Hindu Deities<sup>2</sup> — Lord Krishna and Goddess Radha, and Lord Vishnu.

## How is Holi celebrated?

Depending on regional traditions and where you are in the world, Holi can be a two-day festival or an



<sup>1</sup> Ancient India refers to the South Asian countries of India, Pakistan, Bangladesh, Bhutan, Nepal, Sri Lanka, and parts of Afghanistan.

<sup>2</sup> The term Deities as well as several of the Deities by name will appear in the Toolkit in several places and refers to Gods or Goddesses that represent divinity in different forms.

# The Stories of Holi

## Color Vowel Bank

*We suggest previewing this vocabulary list prior to reading the Stories of Holi.*

**Agni (mustard)**: Hindi word for fire

**Ancient (gray)**: very old and historical

**Beats (green)**: a rhythm unit

**Beauty (blue)**: something pleasing to look at

**Bonfire (olive)**: large outdoor fire

**Bountiful (brown)**: a large quantity

**Celebrate (red)**: honor a significant event

**Celebration (gray)**: an enjoyable social gathering

**Cold (rose)**: low temperature

**Coconut (rose)**: large, brown, oval fruit with an edible white flesh

**Colorful (mustard)**: various colors

**Companionship (black)**: a feeling of friendship

**Corn (orange)**: a vegetable made of kernels

**Decorated (red)**: make something look attractive

**Debt (red)**: to owe

**Evil (green)**: immoral and wicked

**Feelings (green)**: an emotional reaction

**Festival (red)**: a period of celebration

**First (purple)**: preceding others

**Floating (rose)**: an item suspended in air

**Food (blue)**: nourishment

**Friends (red)**: people with whom you have a mutual bond or affection

**Fun (mustard)**: enjoyable or pleasant

**Gather (black)**: to come together

**Gulal (olive)**: Hindi word for colored powder

**Harvest (olive)**: the process of gathering crops

**Hindi (silver)**: a language commonly spoken in north India

**Hindu (silver)**: a follower of Hinduism

**Holi Hai (gray)**: the Hindi greeting used during the celebration of Holi

**Holuk (rose)**: a blend of roasted grains

**Legend (red)**: a commonly heard traditional story that is not always historical

**Love (mustard)**: a feeling of deep affection

**Music (blue)**: patterns of rhythmic or vocal sounds

**Namaste (gray)**: the Hindi greeting used in daily life

**Noisy (turquoise)**: making a lot of noise

**Noisemakers (turquoise)**: items that make a lot of sound

**Offering (olive)**: a symbolic contribution of money or an item

**Paint (gray)**: to cover a surface

**Pani (olive)**: Hindi word for water

**Perfect (purple)**: the ideal

**Rangoli (rose)**: Indian art patterns created on the floor

**Recognize (red)**: to identify

**Roasted (rose)**: food cooked by long periods of exposure to heat

**Spring (silver)**: the season after winter but before summer

**Strangers (gray)**: people with whom you are not familiar

**Straw (orange)**: dried stalks of grain

**Subcontinent (olive)**: a large, distinguishable part of a continent

**Theme (green)**: a recurring idea

**Toys (turquoise)**: objects to play with

**Tradition (silver)**: long standing custom or belief

**Unsuccessful (red)**: something that did not work/failed

**Wheat (green)**: a plant which produces grain

**Worship (purple)**: to spiritually connect with or honor a Deity



# The Stories of Holi

Holi is a Hindu spring festival, which originated in the subcontinent of India and is celebrated across the world. Often called the “Festival of Colors,” there are several legends about the origin of why Holi is celebrated. Even though some Hindu communities prefer one story over another, the messages of love, goodness, and renewal are the same.

## The Moral Story: Prahlad and Holika

One of the most popular stories involves the evil King Hiranyakashipu and his demonic sister Holika. Legend has it that King Hiranyakashipu believed he was all-powerful, omnipotent, and could not be defeated. In fact, he was so proud of himself, he made a law requiring his subjects only worship him and not God. However, his own son, young Prince Prahlad broke this law daily with his prayers to Lord Vishnu. Frustrated and angry with his defiant son, the King tried to have Prahlad hurt and even killed, but Prahlad remained unharmed.

Eventually, the King turned to his sister Holika, who had a special power which prevented her from being harmed or burned by *agni* (fire). To help her brother,



the King, Holika decided she would take Prahlad into a fire pit and burn the little boy to ashes. While fire would not harm Holika, it would hurt Prahlad. However, Lord Vishnu heard Prahlad's prayers to save him and stepped in to prevent Prahlad from being hurt. Lord Vishnu then reversed Holika's powers so that she was burned instead. In this story, Holi reminds Hindus of the power of good over evil, and working on good habits while eliminating ones that are bad.

## The Love Story: Krishna and Radha

A very popular story about the origins of Holi is attributed to when Lord Krishna (pictured) was just a little boy. Lord Krishna was a very mischievous child who loved playing pranks on his friends and family. Krishna often playfully teased and taunted his friends, especially his best friend Radha who was a

local beauty and a special friend of his. One day, he asked his mother, why he was so dark-skinned, while Radha and his other friends were so fair. His mother playfully suggested that if he threw different colors on Radha's face, he could change her face to whatever color he wished. Fascinated by this idea, young Krishna began the tradition of throwing color on Holi.

# The Stories of Holi



For many Hindus, celebrating Holi is a way to honor Lord Krishna. It is common to see Lord Krishna sitting on a swing with Radha or in a cradle swing as a baby. The swings are often decorated with flowers and painted with *gulaal* (colored powder). In this story, the festival of Holi reminds Hindus that all are equal

regardless of our outward differences and so this holiday is also referred to as the “Festival of Love.”

## The Harvest Story: Spring Crops

In the northern and rural regions of India, Holi celebrates the beginning of spring harvest. For many in farming communities, Holi signals the end of winter hardship, which comes with low temperatures, unsuccessful crops, and inadequate shelter to deal with the cold months of the winter season. As many people in India harvest their wheat in the spring and since there are community elements to Holi, some people liken it to the American tradition of Thanksgiving. For others, it aligns more closely with the Jewish tradition of Passover due to the themes of renewal and starting fresh.

The significance of Holi comes from a special process in which gram, wheat, and other grains are roasted, together. This special blend is called *holuk*, hence the name Holi. On the eve of Holi, it is customary to light a bonfire and roast grains and corn as an offering for eating and promoting a feeling of companionship and a sense of community among those who are celebrating. It is also said that the word Holi comes from the Hindi word ‘*hola*’ which means to offer sacrifices or prayer as thanksgiving for a good harvest. In this story, the festival of Holi reminds Hindus of the fresh start that spring and planting season bring.

It is important to remember



that Holi is a time for fun and celebration with friends, family, and strangers. Color paints the sky, *rangolis* are painted in front of houses, temples, and businesses, children receive new toys, and festive music and beats create a fun-filled noisy atmosphere. There are no formalities with Holi and with music in the air and colored powder floating all around, no one can help but smile at the sight.



# The Stories of Holi

## Educator's Version

**Holi** is a **Hindu** spring **festival**, which originated in the **subcontinent** of **India** and is **celebrated** across the world. Often **recognized** as the “**Festival** of **Colors**,” there are several **ancient legends** about the origin of why **Holi** is **celebrated**.

Even though some **Hindu** communities prefer one story over another, the messages of **love**, goodness, and renewal are the same.

### The Moral Story: Prahlad and Holika

One of the most popular stories involves the evil King Hiranyakashipu and his demonic sister Holika. **Legend** has it that King Hiranyakashipu believed he was all-powerful, omnipotent, and could not be defeated. In fact, he was so proud of himself, he made a law requiring his subjects only **worship** him and not God. However, his own son, young Prince Prahlad broke this law daily with his prayers to Lord **Vishnu**. Frustrated and angry with his defiant son, the King tried to have Prahlad hurt and even killed, but Prahlad remained unharmed.

Eventually, the King turned to his sister Holika, who had a special power which prevented her from being harmed or



burned by **agni** (fire). To help her brother, the King, Holika decided she would take Prahlad into a fire pit and burn the little boy to ashes. While fire would not harm Holika, it would hurt Prahlad. However, Lord **Vishnu** heard Prahlad's prayers to save him and stepped in to prevent Prahlad from being hurt. Lord **Vishnu** then reversed Holika's powers so that she was burned instead. In this story, **Holi** reminds **Hindus** of the power of good over evil, and making good choices on a daily basis.

### The Love Story: Krishna and Radha

A very popular story about the origins of **Holi** is attributed to when Lord Krishna (pictured) was just a little boy. Lord Krishna was a very mischievous child who **loved** playing pranks on his **friends** and **family**. Krishna often playfully teased and taunted

his **friends**, especially his best friend Radha who was a local **beauty** and a special friend of his. One day, he asked his mother, why he was so dark-skinned, while Radha and his other **friends** were so fair. His mother playfully suggested that if he threw different **colors** on Radha's face, he could change her face to whatever **color** he wished. Fascinated by this idea, young Krishna began the **tradition** of throwing **color** on **Holi**.

# The Stories of Holi

## Educator's Version



For many **Hindus**, celebrating **Holi** is a way to honor Lord Krishna. It is common to see Lord Krishna sitting on a swing with Radha or in a cradle swing as a baby. The swings are often **decorated** with flowers and **painted** with **gulal** (**colored powder**). In this story, the **festival** of **Holi** reminds **Hindus** that

all are equal regardless of outward appearances, and so this holiday is also referred to as the “**Festival of Love**.”

## The Harvest Story: Spring Crops

In the northern and rural regions of India, **Holi celebrates** the beginning of **spring harvest**. For many in farming communities, **Holi** signals the end of winter hardship, which comes with low temperatures, **unsuccessful** crops, and inadequate shelter to deal with the **cold** months of the winter season. As many people in **India** **harvest** their **wheat** in the **spring** and since there are community elements to **Holi**, some people liken it to the American **tradition** of Thanksgiving. For others, it aligns more closely with the Jewish **tradition** of Passover due to the

**themes** of renewal and starting fresh.

The significance of **Holi** comes from a special process in which gram, **wheat**, and other grains are **roasted**, together. This special blend is called **holuk**, hence the name **Holi**. On the **eve** of **Holi**, it is customary to light a **bonfire** and roast grains and **corn** as an **offering** for eating and promoting a feeling of **companionship** and a sense of community among those who are celebrating. It is also said that the word **Holi** comes from the Hindi word ‘hola’ which means to offer sacrifices or prayer as thanksgiving for a good **harvest**. In this story, the **festival** of **Holi** reminds **Hindus** of the fresh start that **spring** and planting season bring.

It is important to remember that **Holi** is a time for **fun** and **celebration** with **friends**, **family**, and **strangers**. **Color** paints the sky, **rangolis** are **painted** in front of houses, temples, and businesses, children receive new **toys**, and festive **music** and **beats** create a **fun-filled** **noisy** atmosphere. There are no formalities with **Holi** and with **music** in the air and **colored powder** **floating** all around, no one can help but smile at the sight.





# Celebrating Holi!

A culturally rich lesson for elementary school students provided  
by the Hindu American Foundation and *Color Vowel® Chart*

This lesson introduces 4th – 6th grade students to the Hindu holiday of Holi, also known as the “Festival of Colors.” This lesson has been designed to help students understand why this holiday and festival are an important part of Indian culture through multiple activities, discussion, and research surrounding the holiday.

- › Grade Level: 4 - 6
- › Subject: ELA, Social Studies
- › Duration: 2 days at 45-60 minutes per day
- › Materials Needed: large chart paper, printouts, colored pencils/crayons/markers, computer/internet for research

## Directions

### Step 1: Complete the K of the KWL chart

Ask students what they already know about Holi. Facilitate a discussion by asking questions such as:

- › Have you ever heard of Holi?
- › What do you KNOW about Holi?
- › Have you heard of the “Festival of Colors” where people throw colors at each other?
- › What do you WANT to know about Holi? (Teacher: prompt your students with who-what-when-where-why-how. See below for example questions that the student may come up with.)
  - Who celebrates Holi?
  - When does it occur?
  - Where do Holi celebrations happen?
  - Why?

They will complete the “L” part of the chart at the end of the two lessons.

## Objectives

- › Describe what Holi is, and where, how, and by whom it is celebrated
- › Recall the events of a Holi folktale presented in class
- › Demonstrate confidence in pronouncing new vocabulary words

### Step 2: Read through the Holi Fact Sheet and describe the Holi festival to students

Explain what Holi is, where it is celebrated, the cultural and religious significance of the celebrations, and what the celebrations might look like. Continue filling in the KWL chart with things that they want to learn about Holi—have students fill in the W of the KWL chart.

### Step 3: Vocabulary preview - for meaning

Preview the vocabulary from The Stories of Holi reading primer with students. Explain the definitions as needed.

### Step 4: Group and regroup

Place students into three jigsaw groups. Each group reads one of the three stories from The Stories of Holi reading primer and answers the Celebrating Holi! graphic organizer. Then each member of each group numbers off and everyone regroups according to their number to share the story they read.

- › The Stories of Holi
- › Holi Color Vowel Organizer

# Celebrating Holi!

A culturally rich lesson for elementary school students provided  
by the Hindu American Foundation and *Color Vowel® Chart*

---

## Step 5: Share the stories

Read the stories aloud with students following along and identifying words in the Color Vowel Organizer and in the story.

---

## Step 6: Distribute the Holi coloring sheets

Have students identify the color vowel for the given word in the design (for example, Holi is a ROSE BOAT word). Refer to the Color Vowel Organizer: Celebrating Holi (Educator's Version) as needed. Have students then color that part of the design with a rose-colored (pink) crayon or colored pencil. Repeat with another word, and as many times as needed, until you feel students can complete the task on their own.

---

## Step 7: Complete the graphic organizer

Students will be asked to complete the graphic organizer, which has them summarize what they have learned about Holi. Then encourage them to research this on their own as a homework assignment or in class if there is time.

---

## Step 8: Complete the L part of the KWL chart

To conclude, ask students, "What did you LEARN about Holi?"

---

## Assessment and Evaluation

You will be able to assess the student's ability and understanding of the content through guided questions and informal observations.





# Celebrating Holi!

## Example Charts

Sample Graphic Organizer

	Holi: A Moral Story	Holi: A Love Story	Holi: A Harvest Story
<b>Who</b>		Lord Krishna and Radha	
<b>What</b>		celebrating beauty and diversity	
<b>When</b>		ancient times	
<b>Where</b>		India	
<b>Why</b>		Important to recognize that all people are beautiful and that love is meant to be celebrated	
<b>How</b>		throwing color to create equality and erase differences	
<b>Rituals</b>		Rangoli design, throwing colored powder and water	

Sample KWL Chart

What I Know	What I Want to Know	What I Learned
Holi is referred to as the Festival of Colors	When does Holi occur?	Holi is celebrated by Hindus all around the world

# Celebrating Holi!

## Graphic Organizer

	Holi: A Moral Story	Holi: A Love Story	Holi: A Harvest Story
Who			
What			
When			
Where			
Why			
How			
Rituals			



# Celebrating Holi!

## KWL Chart

What I Know	What I Want to Know	What I Learned

# Color Vowel® Organizer

<b>Green Tea</b>		<b>Blue Moon</b>		<b>Silver Pin</b>	
green feelings evil	wheat eve beats	beauty music food		India Hindi spring	Hindu Vishnu Krishna
<b>Gray Day</b>		<b>Brown Cow</b>		<b>Red Dress</b>	
ancient celebration Holi Hai!	namaste strangers paint	powder shouts		festival celebrate legend	friends recognize decorated
<b>Purple Shirt</b>		<b>Rose Coat</b>		<b>Turquoise Toy</b>	
worship first perfect		rangoli Holi floating	roasted holuk cold	noisy toys noisemakers	
<b>Cup of Mustard</b>		<b>Orange Door</b>		<b>Black Cat</b>	
colorful agni	fun love	corn		gather companion family	
		<b>Olive Sock</b>			
		harvest water subcontinent	offering gulal pani		

The Color Vowel® Organizer: Hindu Holi © 2019 English Language Training Solutions, Santa Fe, NM. [www.colorvowelchart.org](http://www.colorvowelchart.org). Permission granted to store, print and/or copy this page for educational purposes only.



# Rangoli Coloring Activity

*Rangoli* is an art form in which patterns are created on the floor or the ground using materials such as colored rice, dry flour, colored sand or flower petals. They are usually made during Diwali, Holi, and other Hindu festivals.

## Directions

### Step 1: Listen

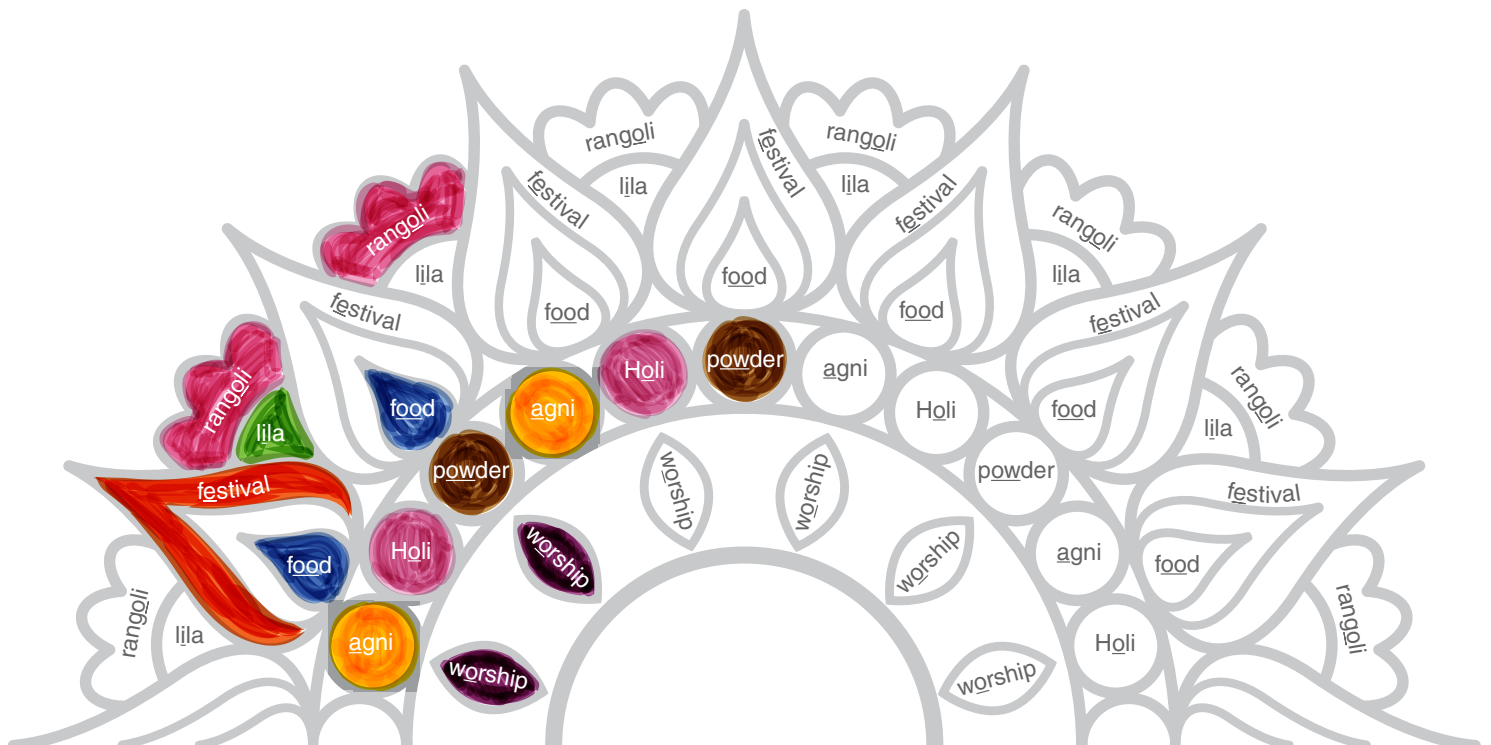
Listen to the teacher say the word and repeat the word with a full-body gesture to indicate stress.

### Step 2: Identify & Find


Identify the color vowel, then find the corresponding pencil or crayon (e.g. "lila, lila, GREEN TEA, lilal!").

### Step 3: Locate and Color

Locate the printed word on the *rangoli* and color in the areas accordingly.



# Rangoli Coloring Activity





[illegible]

# Holi Haiku

Haiku ('hī, kōō) is a form of poetry which originated in Japan and translates to 'light verse.'

The goal of a Haiku poem is to describe something in a concise and vivid manner. There are several structural rules when writing a Haiku poem as they must equal 17 syllables. The first line must have five (5) syllables, the second line must have seven (7), and the third line must have five (5) syllables. Often, Haikus refer to seasons of the year and use adjectives to appeal to the five senses (smell, taste, touch, sight, and hearing). It is best to avoid similes or metaphors when writing Haikus and instead to focus on descriptions and feelings.

## Objectives

- Identify the form and structure of Haiku poetry
- Articulate literary elements, such as mood and dominant impression

## Directions

### Step 1: Brainstorm Words

Reading back through The Stories of Holi reading primer, identify words that describe Holi and write the accompanying syllable in the box next to it.

.....	<input type="text"/>
.....	<input type="text"/>
.....	<input type="text"/>
.....	<input type="text"/>
.....	<input type="text"/>
.....	<input type="text"/>
.....	<input type="text"/>
.....	<input type="text"/>

### Step 2: Sensory Words

List any words that you think describe Holi and what you think the experience may feel, smell, sound and look like and write the syllable of each word next to it. Continue until you have developed a word bank to help you write your Haiku.

.....	<input type="text"/>
.....	<input type="text"/>
.....	<input type="text"/>
.....	<input type="text"/>
.....	<input type="text"/>
.....	<input type="text"/>
.....	<input type="text"/>
.....	<input type="text"/>
.....	<input type="text"/>



# Holi Haiku

---

## Step 3: Start Writing!

Once you have identified all of your words, you can begin to write your Haiku!  
Use the following lines to help you remember the specific syllable structure.

Haiku Title: ..... ☐

Line 1 (5 syllables): ..... ☐

Line 2 (7 syllables): ..... ☐

Line 3 (5 syllables): ..... ☐

Haiku Title: ..... ☐

Line 1 (5 syllables): ..... ☐

Line 2 (7 syllables): ..... ☐

Line 3 (5 syllables): ..... ☐



## HAF Holi Toolkit

Got the hang of it? Try writing a few more. Have fun  
and be creative!

---

### Haiku 1 Title:

Line 1 (5 syllables): ..... ☐

Line 2 (7 syllables): ..... ☐

Line 3 (5 syllables): ..... ☐

---

### Haiku 2 Title:

Line 1 (5 syllables): ..... ☐

Line 2 (7 syllables): ..... ☐

Line 3 (5 syllables): ..... ☐

---

### Haiku 3 Title:

Line 1 (5 syllables): ..... ☐

Line 2 (7 syllables): ..... ☐

Line 3 (5 syllables): ..... ☐

# Roy G. Biv Holi Initialism Activity

Holi celebrations around this joyful day include throwing colored powder (*gula*) or colored water (*pani*) on one another. This creates a rainbow of colors in the air and on people's clothes as they celebrate. In these activities, we will learn more about color and the role it plays in Hindu celebrations.

## Objectives

- ▶ Synthesize knowledge about Holi
- ▶ Identify the basics of color

## Directions:

### Part 1: Warm Up

Use these questions to elicit discussion and determine how much color knowledge already exists:

- ▶ What colors are in the rainbow?
- ▶ How are colors created?
- ▶ What is the difference between a hue and a pigment?
- ▶ What are warm colors and what are cool colors?
- ▶ What are primary colors?
- ▶ What are secondary colors?

### Part 2: Learning About Color

The following resources provide additional information about color:

- ▶ [Basic Color Theory](#)
- ▶ [Learn about how the color wheel was invented](#)
- ▶ [Take the Pantone Color IQ Test online](#)
- ▶ [Watch this video by OK GO on primary colors](#)
- ▶ [Listen to this TedTalk, "What's It Like To Hear Color"](#)

### Part 3: Color and its Significance

Color plays a significant role in Holi as described in the Holi Fact Sheet and reading primer. In fact, colors have a deeper meaning and importance within Hinduism, as they are used for cultural celebrations, religious ceremonies, and signifying the

essential qualities of Deities. On the next page, you will find a short synopsis of each color and the role it plays in the Hindu religion.

### Part 4: ROYGBIV Initialism

The initialism ROYGBIV or Roy G. Biv describes the sequence of colors or hues that comprise a rainbow: Red, Orange, Yellow, Green, Blue, Indigo, and Violet. As Holi is a colorful festival, use the initialism to come up with sentences that describe Holi using each of the first initials of ROYGBIV as inspiration.






## Part 3: Color and Its Significance



The depiction of some Gods as blue toned is an example of the importance of symbolism in Hinduism. Blue, the color of the sky, represents the limitlessness of the sky and universe. Blue is also the color of water, which is life-sustaining.

Many Hindu prayer rituals call for the use of natural green elements such as leaves and unripe bananas to represent the organic world that was created. Hence, green represents the fertility, process of life, and rebirth demonstrated in nature.

Yellow is seen as the color of knowledge and learning, happiness and peace. Goddess Saraswati, and Lords Vishnu, Krishna and Ganesha are traditionally shown wearing yellow. Many also believe that by wearing yellow, it serves as good luck.



Saffron is a burnt-orange hue and is one of the most sacred colors in Hinduism. It is often worn by holy men and women, and represents fire/energy and the burning of impurities.



White is composed of many colors and has special significance in Hinduism as it represents purity, new beginnings, and death. Those in mourning often wear white as it is seen as a color to reflect rebirth.




The color black holds different significance based on specific Hindu beliefs and rituals. In some contexts, black is seen as a symbol of evil, wickedness, and mysteriousness and can be associated with death. In other contexts, black protects against evil spirits and energy. Many Hindus place a small black dot behind the ear or on the chin as a symbolic form of protection.

The color red is often associated with love, fertility, and matrimony. Brides often wear red attire and red powder (*Sindoor*) is placed in the parting of a woman's hair to indicate that she is married. The "red dot" or *bindi*, once primarily a symbol of marriage, has largely become a fashionable accessory for Hindu females of all ages, regardless of their marital status. The male version of forehead markings is called a *tilak*. It is applied in a variety of shapes including lines, U-shapes, and dots. This same powder is also placed on Deities and devotees during ritual worship.

Part 4: Roy G. Biv Initialism Activity

<b>R</b>	
<b>O</b>	
<b>Y</b>	
<b>G</b>	
<b>B</b>	
<b>I</b>	
<b>V</b>	

# Holi Crossword Puzzle



## ACROSS

- 2 What to do with the colored powder
- 5 Victory of \_\_\_\_ over evil
- 8 Spring is the season of \_\_\_\_ and new beginnings
- 9 Known as the Festival of \_\_\_\_\_
- 10 Incorporates all senses
- 14 Hindi word for water
- 20 Holi's here
- 21 A colorful design made of paint
- 23 Full moon day
- 24 Holika was not good
- 26 Traditional Hindu greeting
- 28 The time of year when Holi occurs
- 31 Friends and family provide

- 33 Celebrated by \_\_\_\_\_
- 34 Holds religious services during Holi
- 35 The \_\_\_\_ of Colors
- 36 People often wear
- 37 Roasted grain
- 38 Group of people

## DOWN

- 1 Holi encourages people to forgive and \_\_\_\_\_
- 3 Harvest dies in \_\_\_\_\_ temperatures
- 4 Holi is synchronized with the \_\_\_\_\_
- 6 A large open-air fire used as part of a celebration
- 7 Saved Prahlad
- 11 Often pictured on swings
- 12 Start of Spring
- 13 The \_\_\_\_ of good over evil
- 14 Throwing colored
- 15 Another word for honor
- 16 Indians outside of India
- 17 India is a
- 18 First celebration of Holi was in \_\_\_\_\_ century CE
- 19 Holi originated here
- 22 Krishna and Vishnu
- 25 Celebrate with friends and \_\_\_\_\_
- 27 First evening is known as \_\_\_\_ Holi
- 29 Hindi word for powder
- 30 Alternative to colored powder
- 32 Krishna's special friend



# Holi Greetings!

Holi is a time of celebration with loved ones. Help spread the joy of Holi with these cards! Just print, cut, color, and give out to your family and friends! You can even mail them!



**HAPPY  
HOLI!**

Holi is here.  
Colors in the air.  
Red, green, yellow  
and blue,  
I want to celebrate  
Holi with you!

# Holi Greetings!

Holi is a time of celebration with loved ones. Help spread the joy of Holi with these cards! Just print, cut, color, and give out to your family and friends! You can even mail them!




**HAPPY  
HOLI!**

Holi is here.  
Colors in the air.  
Red, green, yellow  
and blue,  
I want to celebrate  
Holi with you!

# Holi Greetings!

Holi is a time of celebration with loved ones. Help spread the joy of Holi with these cards! Just print, color, and give out to your family and friends!



**HAPPY  
HOLI!**


Holi is here.  
Colors in the air.  
Red, green, yellow  
and blue,  
I want to celebrate  
Holi with you!





# Holi Greetings!

Holi is a time of celebration with loved ones. Help spread the joy of Holi with these cards! Just print, color, and give out to your family and friends!



**HAPPY  
HOLI!**

Holi is here.  
Colors in the air.  
Red, green, yellow  
and blue,  
I want to celebrate  
Holi with you!



# Holi Toolkit Solutions

## ROYGBIV Warm-up Answers

What colors are in the rainbow?

- There are seven colors in the rainbow because water droplets break white sunlight into red, orange, yellow, green, indigo, blue and violet. Hence, ROYGBIV

How are colors created?

- Color is created in two ways. In the light spectrum, the more colors you add, the brighter the light until you get white. This is the additive method. In printing, the more colors added, the darker the color gets until it turns black, which is referred to as the subtractive method.

What is the difference between a hue and a pigment?

- Hue refers to the name of a specific color. Pigment is a material that changes the color of reflected or transmitted light

What are warm colors and what are cool colors?

- Red, orange, and yellow are warm colors and can be remembered by the colors represented in the sun. Green, blue, indigo, and violet are cool colors and can be remembered by the colors represented in the sea.

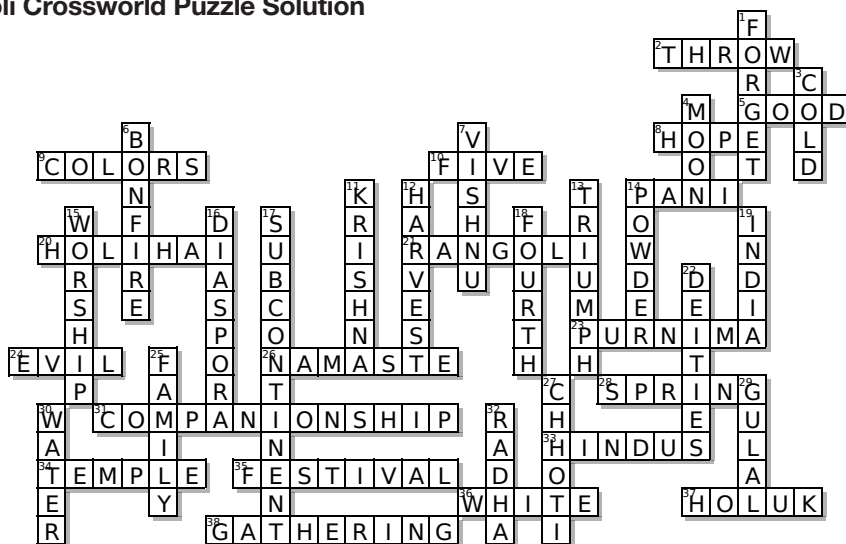
What are the primary colors?

- Red, Yellow and Blue

What are secondary colors?

- Colors that are made by a mixture of primary hues in equal parts
- Orange (red + yellow)
- Green (yellow + blue)
- Purple (red + blue)

## Holi Crossworld Puzzle Solution



## References

<http://www.wou.edu/wp/exhibits/files/2015/07/hinduism.pdf>

[Sherwin Williams](#)

[Colors of Worship for Hindus](#)



## HAF Holi Toolkit

The Hindu American Foundation (HAF) is an educational and advocacy organization established in 2003.

HAF focuses on educating the public about Hindus and Hinduism and advocating for policies and practices that ensure the well-being of all people and the planet. We work directly with educators and journalists to ensure accurate understanding of Hindus and Hinduism. We also work with policymakers and key stakeholders to champion issues of concern to Hindu Americans, including defending civil and human rights and protecting all living beings. Inspired by our guiding principles and Hindu teachings, HAF promotes dignity, mutual respect, and pluralism.

HAF is a non-partisan, non-profit tax-exempt public charity pursuant to Internal Revenue Code Section 501(c)3.

**To learn more, please visit our website at [hinduamerican.org](http://hinduamerican.org)  
and follow us on social media: @hinduamerican.**

Written and designed by the team at the Hindu American Foundation.

**Shereen Bhalla, PhD**  
Director of Education

**Tejus Shah**  
Senior Creative Director

